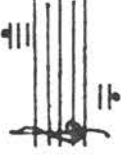


Wendy Reid

Tree Piece #10
for
violin
percussion
&
tape

instructions for tree piece #10

1. The minimum number of live performers for this work is two: one violinist and one percussionist. The maximum number is that which is reasonable within the performing space. Other treble instruments may be added, provided they have the following pitch range:





2. Each section or sub-section begins at the 'trunk' (indicated by an arrow, \blacktriangleright), and works its way up or around.
3. All staves are in treble clef.
4. The dynamic level throughout the work is pianissimo.
5. Black notes (●) should be played short; white notes (○) should be more sustained.
6. Timbres, if not specifically indicated, are left to the performers' imagination. With note symbols (see symbols page), the instruments should imitate the particular timbres of the violin.
7. Phrasing is suggested by the separate staves or lines - each staff or line can be considered a single phrase, unless one staff is slurred to another.
8. Broken lines indicate where notes and/or words between performers begin and/or end.


TAPE INSTRUCTIONS:


9. When two live performers are performing:
 - a. Each instrumentalist makes a tape of himself performing the entire work alone. When there is more than one staff per system, the instrumentalists should choose different ones to tape.
 - b. In performance, the four play together: violinist, percussionist, taped violin, and taped percussion. Other tapes of varied performances may be added to the four.
 - c. Live performers and cassette recorders are situated around the audience in a 360° spatial setting. Cassettes with taped percussion should be placed closer to the violinist, while cassettes with taped violin should be placed closer to the percussionist.
 - d. In general, the live performers play a duet with their taped counterparts, and also with each other. The relationship of the performers may constantly vary or remain the same throughout: a live performer may begin by playing with a cassette recorder, then play with the other live performer, and then play with another cassette recorder; or merely remain with the same 'partner' from beginning to end. One or both of the live performers may even choose to stop playing at specific points, allowing the cassette recorders to play duets with themselves.
 - e. In the section subtitled "treeo", the live performers should speak and play their parts in rhythmic unison with one previously selected cassette recorder.
 - f. The performers should work together throughout, interacting by creating extensions of sound, reacting by terminating sound.
 - g. An over-all feeling of multi-dimensionality and ambiguity is the desired effect.
10. When more than two live performers are performing, the same instructions apply as stated under #9, with a few additions -
 - a. The performers can be divided into separate groups, with each group consisting of one live performer and two cassette recorders, or two live performers and two cassette recorders, or variations of this depending on the number of live performers and cassette recorders involved.
 - b. In the section subtitled "treeo", all but three live performers should drop out. These three performers, each choosing a different part, should speak and play their parts in rhythmic unison with one previously selected cassette recorder.
 - c. Since there would be more performing elements, more 'sound choreography' should take place - planned or improvised. Performers should remain silent more frequently, and effectively interact at selective moments. As a result, the feeling of multi-dimensionality and ambiguity will be created to an even greater degree.


SYMBOLS


 : 'G', open string pizzicato (-or a timbral imitation of it). This is the note symbol representing the word 'but'.



 : 'E', natural harmonic (-or a timbral imitation of it). This is the note symbol representing the word 'contradiction'.



























 : 'Gb', fingered pizzicato (-or a timbral imitation of it). This is the note symbol representing the word 'is'.


 : 'F', fingered harmonic (-or a timbral imitation of it). This is the note symbol representing the word 'affirmation'.
 (The word 'of' has no note symbol.)

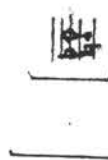

 : (X4)
 Play the page or section 4 times. If there is an arrow pointing down () at the top of the page or section, the 2nd and 4th times it should be played from top to bottom.

 : Play the entire section from bottom to top; then play the entire section from top to bottom (always reading from left to right).



 : Reiterate the note ('E', natural harmonic) as many times as there are dots. This should be done in a fast spiccato-like texture. If syllables are lined up with the dots, the performer should simultaneously play the notes and speak the syllables.

					but	contradiction is	affirmation	of
					is	is	affirmation	of
					is	is	affirmation	of
					is	is	affirmation	of
					is	is	affirmation	of

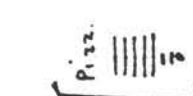
of.
of.
of
of



affirmation
affirmation
affirmation


Pizz.
bz


contradiction is
contradiction is

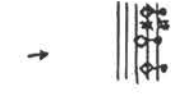

Pizz.

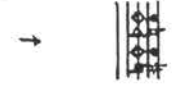
but

↑
#

contradiction
affirmation

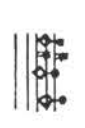

Pizz...

↑


↑


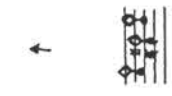
affirmation
contradiction

↑
(MS)



↑

Pizz...

↑


(* Ending for short version of Tree Piece #10)

The musical notation consists of ten staves, each enclosed in brackets. The notation includes various note values, rests, and articulation marks such as slurs and accents. The first staff shows a melodic line with a slur. The second staff has a whole rest. The third staff features a series of eighth notes. The fourth staff has a half note with a slur. The fifth staff contains a half note with a slur and a fermata. The sixth staff has a half note with a slur and a fermata. The seventh staff has a half note with a slur and a fermata. The eighth staff has a half note with a slur and a fermata. The ninth staff has a half note with a slur and a fermata. The tenth staff has a half note with a slur and a fermata.

*

of.

affirmation

contradiction is

but

↑

↓

but
contradiction is affirmation of but

contradiction is affirmation of
contradiction is affirmation

contradiction is
contradiction

is affirmation of but contradiction
is affirmation of but

is affirmation of
is affirmation

is
affirmation of but contradiction is

affirmation of but contradiction
affirmation of but

affirmation of
affirmation

of but contradiction is affirmation of
of but contradiction is

of but contradiction
of but contradiction

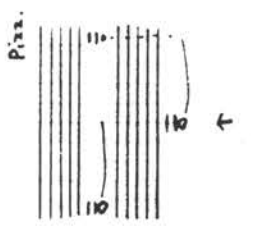

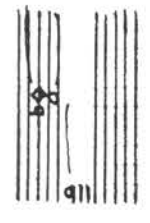
of but
of

but contradiction is affirmation of
but contradiction is affirmation

but contradiction is
but contradiction

but
↑
(x4)

of.



of

(1)

$$\left[\begin{array}{c} 4 \\ \equiv \\ \cdot \cdot \cdot \\ \text{firmation of} \end{array} \right]$$

$$\left[\begin{array}{c} 4 \\ \equiv \\ \cdot \cdot \cdot \\ \text{firmation of} \end{array} \right]$$

$$\left[\begin{array}{c} 4 \\ \equiv \\ \cdot \cdot \cdot \\ \text{tradiction is} \end{array} \right]$$

$$\left[\begin{array}{c} 4 \\ \equiv \\ \cdot \cdot \cdot \\ \text{firmation of} \end{array} \right]$$

$$\left[\begin{array}{c} 4 \\ \equiv \\ \cdot \cdot \cdot \\ \text{tradiction is} \end{array} \right]$$

$$\left[\begin{array}{c} 10 \\ \equiv \\ \cdot \cdot \cdot \cdot \cdot \cdot \cdot \cdot \cdot \cdot \cdot \\ \text{contradiction is af-fir-ma-tion of} \end{array} \right]$$

$$\left[\begin{array}{c} 10 \\ \equiv \\ \cdot \cdot \cdot \cdot \cdot \cdot \cdot \cdot \cdot \cdot \cdot \\ \text{contradiction is af-fir-ma-tion of} \end{array} \right]$$

$$\left[\begin{array}{c} 10 \\ \equiv \\ \cdot \cdot \cdot \cdot \cdot \cdot \cdot \cdot \cdot \cdot \cdot \\ \text{contradiction is af-fir-ma-tion of} \end{array} \right]$$

$$\left[\begin{array}{c} 10 \\ \equiv \\ \cdot \cdot \cdot \cdot \cdot \cdot \cdot \cdot \cdot \cdot \cdot \\ \text{contradiction is af-fir-ma-tion of} \end{array} \right]$$

- 1) Speak
- 2) Play
- 3) Both

↑

of.



contradiction is

but

↑

(5)

$\left[\begin{array}{l} \text{but} \\ \text{is} \\ \text{is} \end{array} \right]$
 $\left[\begin{array}{l} \text{but} \\ \text{is} \\ \text{is} \end{array} \right]$
 $\left[\begin{array}{l} \text{but} \\ \text{is} \\ \text{is} \end{array} \right]$

$\left[\begin{array}{l} \text{is} \\ \text{of} \\ \text{of} \end{array} \right]$
 $\left[\begin{array}{l} \text{but} \\ \text{is} \\ \text{is} \end{array} \right]$
 $\left[\begin{array}{l} \text{but} \\ \text{is} \\ \text{is} \end{array} \right]$

$\left[\begin{array}{l} \text{of} \\ \text{but} \\ \text{of} \end{array} \right]$
 $\left[\begin{array}{l} \text{but} \\ \text{is} \\ \text{is} \end{array} \right]$
 $\left[\begin{array}{l} \text{of} \\ \text{is} \\ \text{but} \end{array} \right]$



$\left[\begin{array}{l} \text{but} \\ \text{of} \\ \text{is} \end{array} \right]$
 $\left[\begin{array}{l} \text{but} \\ \text{of} \\ \text{is} \end{array} \right]$
 $\left[\begin{array}{l} \text{but} \\ \text{of} \\ \text{is} \end{array} \right]$

(2)

$\left[\begin{array}{l} \text{of} \\ \text{fir-ma-tion} \\ \text{fir-ma-tion of} \end{array} \right]$
 $\left[\begin{array}{l} \text{of} \\ \text{fir-ma-tion of} \end{array} \right]$

$\left[\begin{array}{l} \text{of} \\ \text{of} \\ \text{of} \end{array} \right]$
 $\left[\begin{array}{l} \text{of} \\ \text{of} \end{array} \right]$

$\left[\begin{array}{l} \text{of} \\ \text{of} \\ \text{of} \end{array} \right]$
 $\left[\begin{array}{l} \text{of} \\ \text{of} \end{array} \right]$

- 1) Play
- 2) Speak
- 3) Both



(4)

$\left[\begin{array}{l} \text{of.} \\ \text{fir-ma-tion of} \\ \text{con-trad-ic-tion is} \\ \text{fir-ma-tion of} \end{array} \right]$

$\left[\begin{array}{l} \text{con-trad-ic-tion is} \\ \text{fir-ma-tion of} \\ \text{fir-ma-tion of} \end{array} \right]$

$\left[\begin{array}{l} \text{of.} \\ \text{of} \end{array} \right]$

$\left[\begin{array}{l} \text{of} \\ \text{of} \end{array} \right]$



(3)

$\left[\begin{array}{l} \text{but} \\ \text{but} \\ \text{but} \end{array} \right]$

$\left[\begin{array}{l} \text{of} \\ \text{be is} \\ \text{bq of} \end{array} \right]$

$\left[\begin{array}{l} \text{but} \\ \text{of} \\ \text{be is} \\ \text{bq of} \end{array} \right]$

$\left[\begin{array}{l} \text{is} \\ \text{be is} \\ \text{is} \end{array} \right]$



- 1) Both
- 2) Play
- 3) Speak

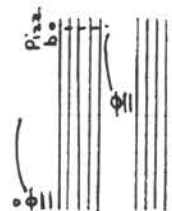
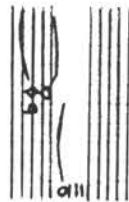
[is] [but] [of]
 [be] is [but] [of]
 [be] is [but] [of]

[of] [but] [is]
 [be] is [of] [but]
 [be] is [of] [but]

[but] [is] [of]
 [be] is [of] [but]
 [be] is [of] [but]

[but] [of] [is]
 [be] is [of] [but]
 [be] is [of] [but]

of.



but

↑

(1)



Pizz.

15

of

Pizz.

15

Pizz.

15

Pizz.

15

Pizz.

15

Pizz.

Pizz.

Pizz. Arco

Pizz. Arco

but



(2)

but is of

of be is

is but of

of but is

be is

but of

but of

is of

but

is but

be is

but of

but of

is of

but

but is of

be is of

but of

but of

is

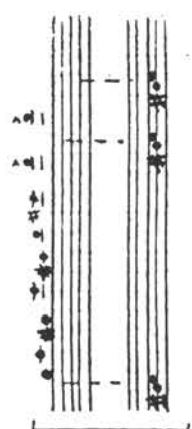
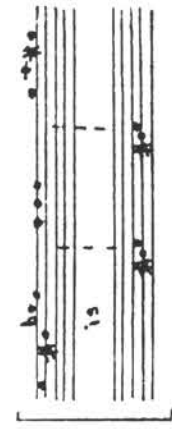
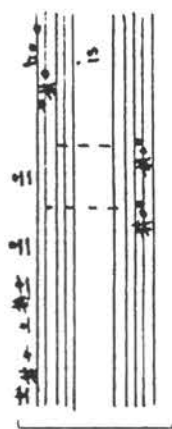
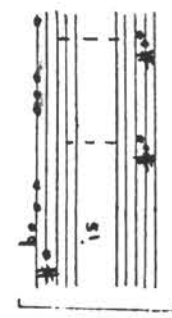
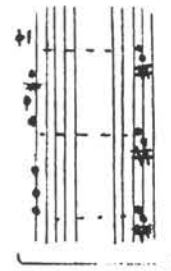
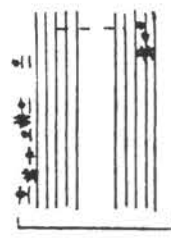
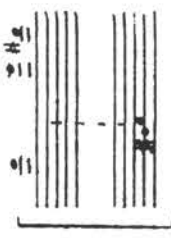
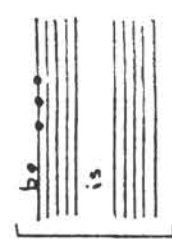
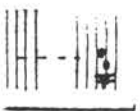


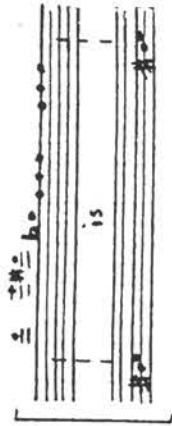
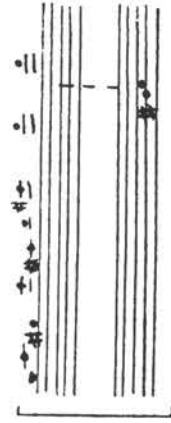
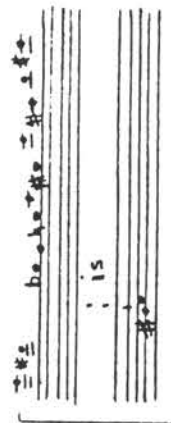
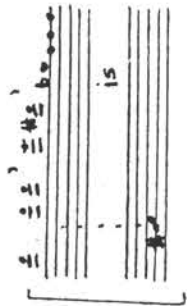


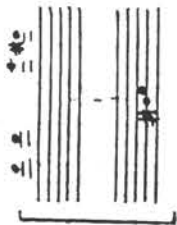
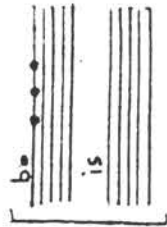

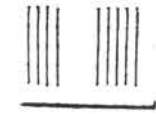
[but is of]
 [b= is of but]
 [b_g of but is]

[of but is]
 [b= is of]
 [b_g of but]


[is of but]
 [of but is]
 [but is of]

[^{Riz.} but is of]
 [^{Riz.} b= is of but]
 [b_g of but is]





of.



contradiction
Pizz
bo

but

